



District Report Card: 2017


State: Delhi	District: North Delhi
Class: 8	Subject: Language
Schools: 51	Students: 1186


Participation/Coverage


Students

<div>GENDER</div> <div></div>	Boys		Girls	
	Number	%	Number	%
	539	45.45	647	54.55

<div>AREA</div> <div></div>	Rural		Urban	
	Number	%	Number	%
	222	18.72	964	81.28

<div>CATEGORY</div> <div></div>	SC		ST		OBC		GEN	
	Number	%	Number	%	Number	%	Number	%
	188	15.85	6	0.51	99	8.35	893	75.30

<div>CWSN</div> <div></div>	LD	VI	HI	S&LD	ID	Oth
	2	13	1	5	2	4

<div>Management</div> <div></div>	Government		Government-aided	
	Number	%	Number	%
	1083	91.32	103	8.68

Average Performance of Students in Language (%)

Overall	Gender		Area		Management		Social Group			
	Male	Female	Rural	Urban	Govt.	Aided	SC	ST	OBC	GEN
58.94	57.85	59.86	51.92	60.56	58.32	65.50	59.33	61.11	63.37	58.36

Performance on Learning Outcomes (LOs)

Learning Outcomes	Description	Average Performance(%)
L813	Read textual/non-textual materials with comprehension and identifies the details, characters, main idea and sequence of ideas and events while reading	58.94

Range of Performance of Students who Answered Correctly							
Below 30%		30% - 50%		50% - 75%		Above 75%	
Number	%	Number	%	Number	%	Number	%
116	9.78	280	23.61	529	44.60	261	22.01

Lowest Performing Learning Outcomes (LOs)

1 - Read textual/non-textual materials with comprehension and identifies the details, characters, main idea and sequence of ideas and events while reading (58.94)